

Help Shape This Project!

Share your feedback, and
visit engagewr.ca/idlewood-stormwater



Your Idlewood Greenway, your watershed

Pre-Construction Consultation

November 20th, 2025 from 4:30 - 7:00 pm

Samantha Brickman, CET, PMP
Project Manager
City of Kitchener
IdlewoodGreenway@kitchener.ca

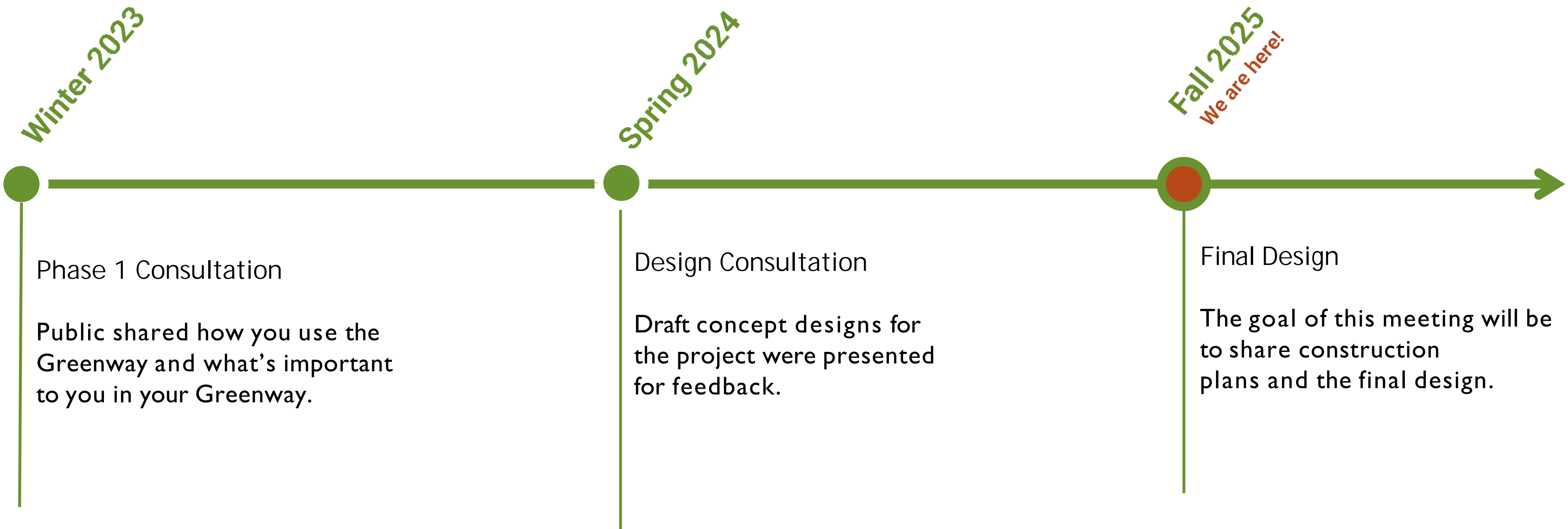
Chris Denich, M.Sc. WRE, P.Eng., CAN-CISEC,
GIP
Project Manager
Aquafor Beech Limited
denich.c@aquaforbееch.com



Engagement Timelines and Opportunities

Today's event aims to present the final design and construction plan. We developed this plan using community feedback. The community last provided feedback in the spring of 2024.

Where are we in the study process?



Construction Timeline

Anticipated Start: Winter 2026
Anticipated Finish: Fall 2026

What We Heard

We heard you! Here are some common experiences people enjoy at Idlewood Greenway:



Using the trail all year for exercise, such as biking, jogging, and walking pets.



Connecting with family and community members in a safe outdoor space.



Immersing in nature by exploring the trees and looking at plants and wildlife.

We heard that there are changes people would like to see in the future, such as:



Improving drainage to avoid water ponding and ice on trails.



Improving surface of trails and extending to existing routes.



Planting trees and a mixture of native and pollinator plants to improve nature.

We heard other ideas for experiences. These ideas will not work in the Greenway because of various constraints:



Installing play equipment or facilities to play sports.

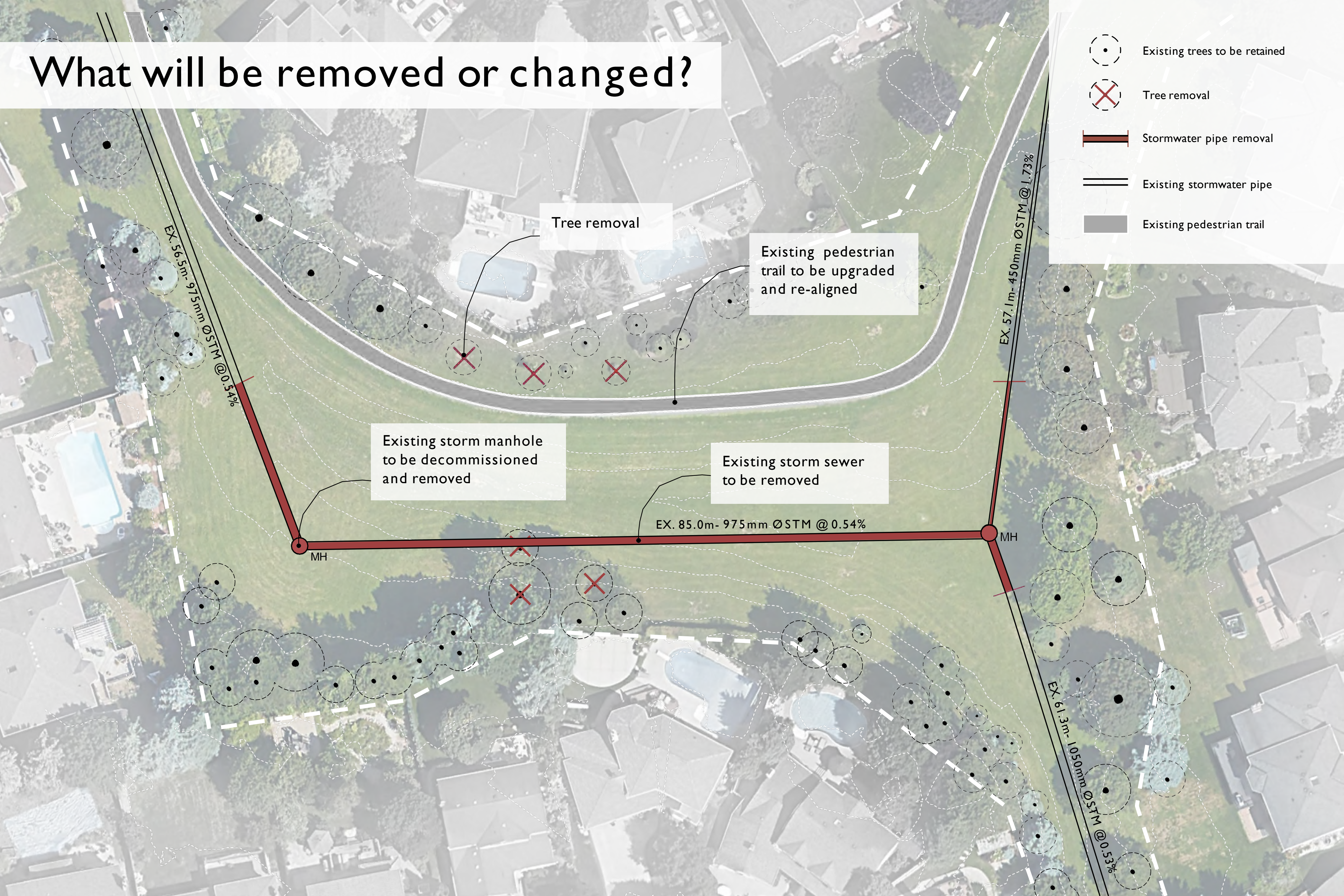


Providing more amenities, like seating, tables and garbage cans within the space. These amenities are located in the nearby Eby Park.

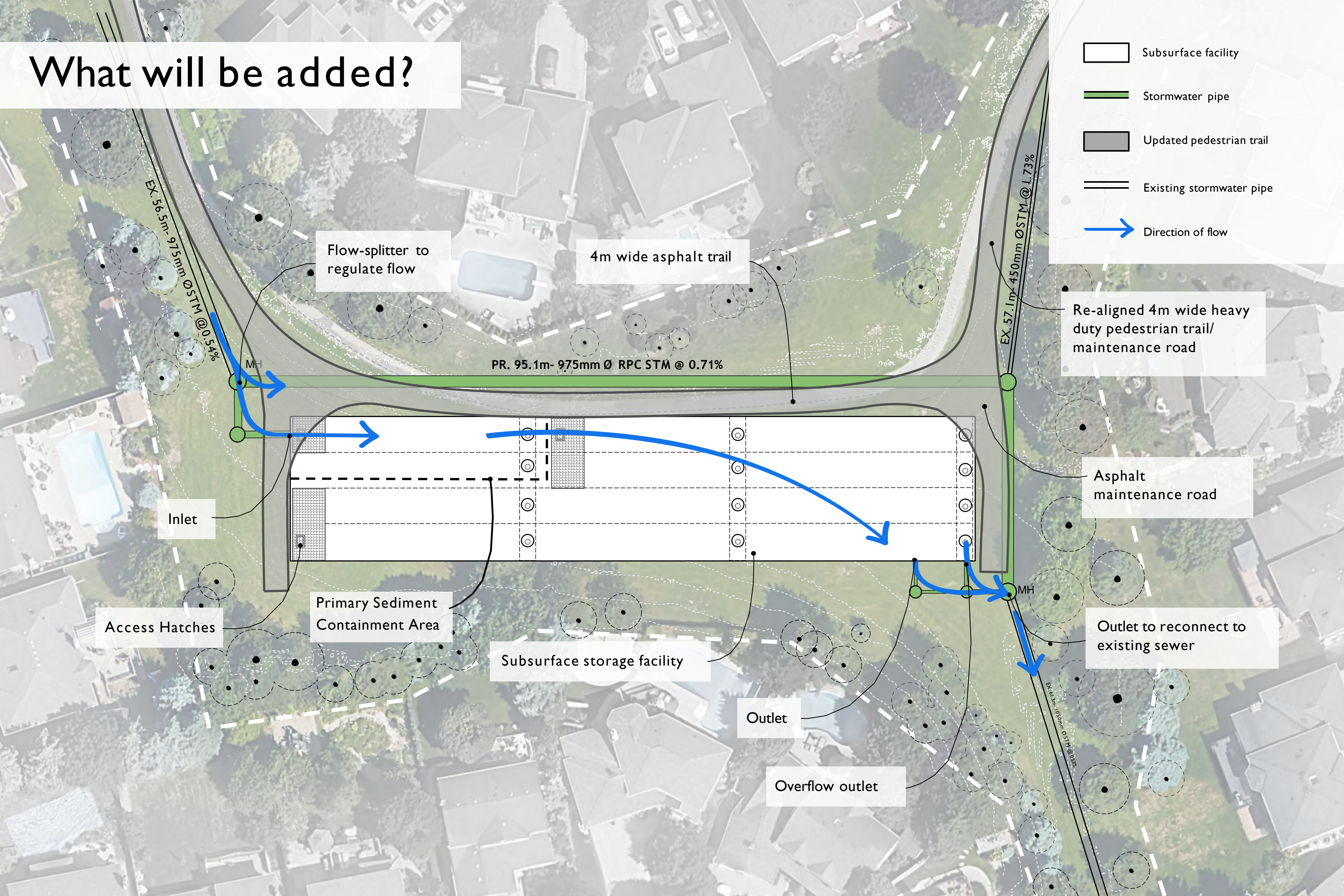
Perspective View of the Final Facility



What will be removed or changed?



What will be added?



How will it be restored?

Maintained Grass/ Mowed Turf & Low-Growing Meadow Restoration



Maintained Grass/ Mowed Turf



Low-growing Meadow



Perennial Lupines



Prairie Coneflower



Cosmos White Sensation



Lance-Leaved Coreopsis



Heath Aster



Purple Prairie Clover



Little Bluestem



Virginia Wild Rye



White Spruce

[illegible]

- [illegible]

[illegible][illegible][illegible][illegible][illegible][illegible]

Idlewood Greenway

Trails to be updated with new asphalt

Removal and re-aligned 4m wide heavy duty pedestrian trail/ maintenance road

Trail entrance with signage and removable bollard at Oldfield Drive

Asphalt maintenance road

Existing trees to be removed

Trees to be planted

Legend:

- Existing trees to be retained
- Tree removal
- Trees to be planted
- Existing road network
- Removal and re-aligned pedestrian trail
- Updated asphalt trail
- Sod restoration area
- Pollinator planting

Scale: 0 10 20 30m



Construction Expectations

Working Hours

Construction work is expected to take place Monday to Friday between the hours of 7:00am to 7:00pm. Saturday and Sunday work will be on an as needed basis as approved by the City.

Closures to trails and sidewalks

Trails and sidewalks along the construction access will be closed during construction. Buses and emergency services will be notified of construction as required.

Disturbance

Noise, dust, mud and vibrations should be expected. We have taken precautions to limit disturbance as much as possible. Areas of the Greenway may be wet for prolonged periods during construction

Total Truckloads

25-50 trucks per day during peak hauling times (3-4 weeks, intermittent).



Tree Removals

The extents of tree removals have been minimized as much as possible. Removal is required in some key locations. There are 10 tree removals and 20 tree plantings.

Site Access

Site access to Idlewood Greenway via Oldfield Drive.

General Construction Timing

Anticipated Start: Winter 2026.
Anticipated Finish: Fall 2026.
Estimated to take 8-10 months to complete. City will provide notification on start dates closer to construction.

Anticipated Haul Route

Anticipated Haul Route from Facility:

Oldfield Drive to Ottawa Street
Ottawa Street to Highway 7

