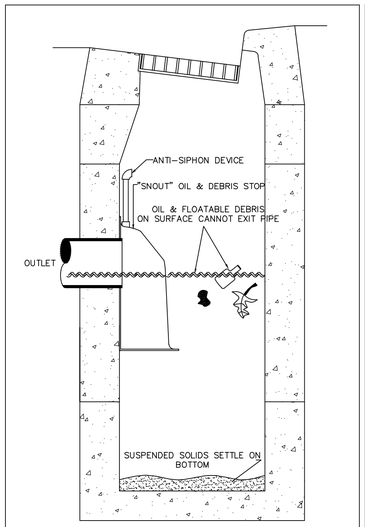


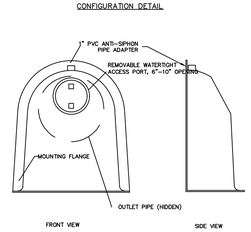
U.S.PATENT #6126817 ADDITIONAL PATENTS PENDING

LOCAL DISTRIBUTOR:
AQUA-SPEC Ltd.
LONDON, ONTARIO
Tel: 519-657-7504

BMP, INC.
53 MT. ARCHER ROAD, LYME, CT. 06371
(800) 504-8008 FAX: (860)434-3195

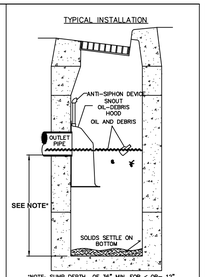
DESCRIPTION	DATE	SCALE
SNOUT CATCH BASIN INSTALLATION (TYPICAL)	09/17/99	NONE
	DRAWING NUMBER	SN–BAS

CONFIGURATION DETAIL



SNOUT OIL–WATER–DEBRIS SEPARATOR

TYPICAL INSTALLATION

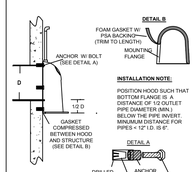


*NOTE- SUMP DEPTH OF 36" MIN. FOR < OR= 12" DIAM.
OUTLET, FOR OUTLETS >OR= 15", DEPTH = 2.5 X DIAM.

NOTES:

1. ALL HOODS AND TRAPS FOR CATCH BASINS AND WATER QUALITY STRUCTURES SHALL BE AS MANUFACTURED BY:
   BEST MANAGEMENT PRODUCTS, INC.
   53 MT. ARCHER RD.
   LYME, CT 06371
   (860) 434-0277, (860) 434-3195 FAX
   TOLL FREE: (800) 504-8008 OR (888) 354-7585
   WEB SITE: www.bestmp.com
   OR PRE-APPROVED EQUAL
2. ALL HOODS SHALL BE CONSTRUCTED OF A GLASS REINFORCED RESIN COMPOSITE WITH ISO GEL COAT EXTERIOR FINISH WITH A MINIMUM 0.125" LAMINATE THICKNESS.
3. ALL HOODS SHALL BE EQUIPPED WITH A WATERTIGHT ACCESS PORT, A MOUNTING FLANGE, AND AN ANTI-SIPHON VENT AS DRAWN. (SEE CONFIGURATION DETAIL)
4. THE SIZE AND POSITION OF THE HOOD SHALL BE DETERMINED BY OUTLET PIPE SIZE AS PER MANUFACTURER'S RECOMMENDATION.
5. THE BOTTOM OF THE HOOD SHALL EXTEND DOWNWARD A DISTANCE EQUAL TO 1/2 THE OUTLET PIPE DIAMETER WITH A MINIMUM DISTANCE OF 6" FOR PIPES =12" I.D.
6. THE ANTI-SIPHON VENT SHALL EXTEND ABOVE HOOD BY MINIMUM OF 3" AND A MAXIMUM OF 24" ACCORDING TO STRUCTURE CONFIGURATION.
7. THE SURFACE OF THE STRUCTURE WHERE THE HOOD IS MOUNTED SHALL BE FINISHED SMOOTH AND FREE OF LOOSE MATERIAL.
8. THE HOOD SHALL BE SECURELY ATTACHED TO STRUCTURE WALL WITH 3/8" STAINLESS STEEL BOLTS AND OIL-RESISTANT GASKET AS SUPPLIED BY MANUFACTURER. (SEE INSTALLATION DETAIL)
9. INSTALLATION INSTRUCTIONS SHALL BE FURNISHED WITH MANUFACTURER SUPPLIED INSTALLATION KIT.
   INSTALLATION KIT SHALL INCLUDE:
   A. INSTALLATION INSTRUCTIONS
   B. PVC ANTI-SIPHON VENT PIPE AND ADAPTER
   C. OIL-RESISTANT CRUSHED CELL FOAM GASKET WITH PSA BACKING
   D. 3/8" STAINLESS STEEL BOLTS WITH WASHERS
   E. ANCHOR SHIELDS

INSTALLATION DETAIL

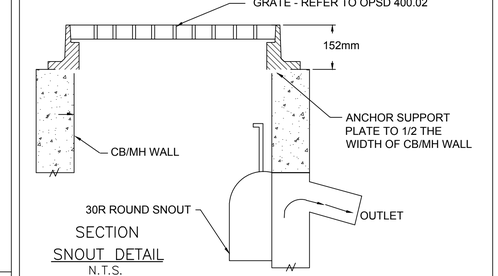


HOOD SPECIFICATION FOR CATCH BASINS AND WATER QUALITY STRUCTURES

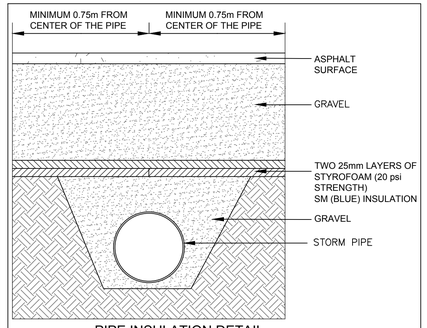
DESCRIPTION	DATE	SCALE
OIL-DEBRIS HOOD SPECIFICATION AND INSTALLATION (TYPICAL)	09/08/00	NONE
	DRAWING NUMBER	SP-SN

LOCAL DISTRIBUTOR:
AQUA-SPEC Ltd.
LONDON, ONTARIO
Tel: 519-657-7504

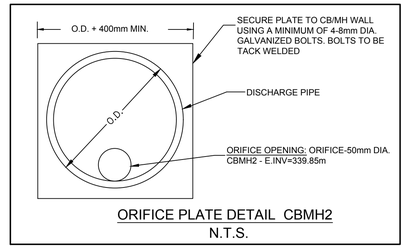
US Patent # 6126817



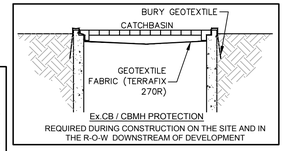
SECTION
SNOUT DETAIL
N.T.S.



PIPE INSULATION DETAIL
N.T.S.

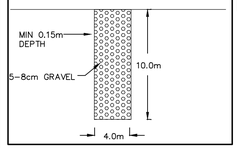


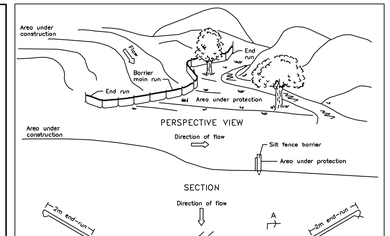
ORIFICE PLATE DETAIL CBMH2
N.T.S.

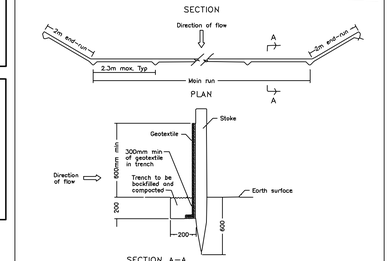


REQUIRED DURING CONSTRUCTION ON THE SITE AND IN THE R-O-W DOWNSTREAM OF DEVELOPMENT

ENTRANCE PROTECTION
N.T.S.







NOTE:
All dimensions are in millimetres or metres unless otherwise shown.

ONTARIO PROVINCIAL STANDARD DRAWING | Nov 2006 | Rev 1

LIGHT DUTY
SILT FENCE BARRIER

OPSD – 219.110

CLIENT

Lester Sunview Development Inc.

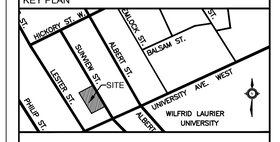
COPYRIGHT

This drawing has been prepared solely for the intended use, thus any reproduction or distribution for any purpose other than authorized by Arcadis is forbidden. Written dimensions shall have precedence over scaled dimensions. Contractors shall verify and be responsible for all dimensions and conditions on the job, and Arcadis shall be informed of any variations from the dimensions and conditions shown on the drawing. Shop drawings shall be submitted to Arcadis for general conformance before proceeding with fabrication.

ISSUES

No.	DESCRIPTION	DATE
1	ISSUED FOR SPA - FIRST SUBMISS.	2022-10-27
2	ISSUED FOR ZBA-SECOND SUBMISS	2023-10-24
3	####	####
4	####	####
5	####	####

KEY PLAN



MAINTENANCE RECOMMENDATIONS FOR SNOUT, SWM QUALITY PRODUCT BY BMP,:

FIRST YEAR ONLY RECOMMENDATIONS:

- MONTHLY MONITORING OF A NEW INSTALLATION AFTER THE SITE HAS BEEN STABILIZED.
- MEASUREMENTS SHOULD BE TAKEN AFTER EACH RAIN EVENT OF 12.0 mm OR MORE, OR MONTHLY, AS DETERMINED BY LOCAL WEATHER CONDITIONS.
- CHECKING SEDIMENT DEPTH AND NOTING THE SURFACE POLLUTANTS IN THE STRUCTURE WILL BE HELPFUL IN PLANNING MAINTENANCE. RAINFALL VOLUME VS. SEDIMENT AND DEBRIS CAPTURE CAN THEN BE PLOTTED AS AN ACCURATE PREDICTOR OF SERVICE INTERVALS.

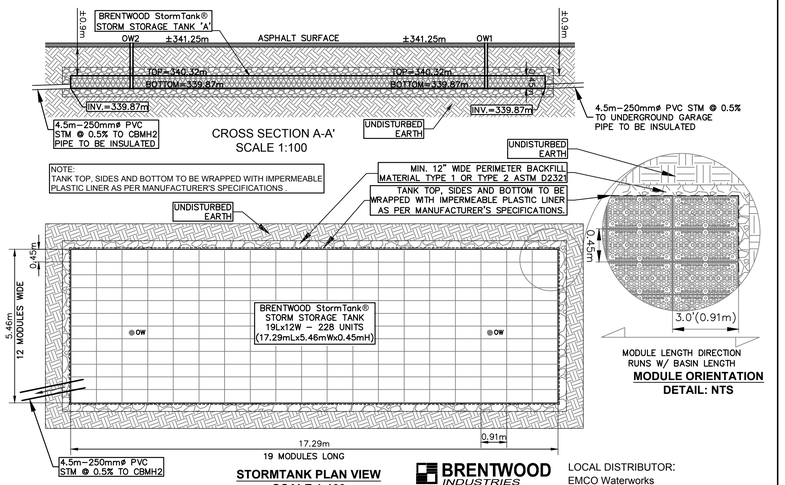
FOR ONGOING MAINTENANCE AFTER FIRST YEAR:

- THE POLLUTANTS COLLECTED IN SNOUT EQUIPPED STRUCTURES WILL CONSIST OF FLOATABLE DEBRIS, TRASH AND OILS ON THE SURFACE OF THE CAPTURED WATER, AND GRIT AND SEDIMENT ON THE BOTTOM OF THE STRUCTURE.
- IT IS BEST TO SCHEDULE MAINTENANCE BASED ON THE SOLIDS COLLECTED IN THE SUMP.
- OPTIMALLY, THE STRUCTURE SHOULD BE CLEANED WHEN THE SUMP IS HALF FULL (E.G. WHEN 2 FEET OF MATERIAL COLLECTS IN A 4 FOOT SUMP, CLEAN IT OUT).
- FOR FLOATABLES AND TRASH ONLY (WITH OR WITHOUT TRASH SCREEN), SERVICE WHEN 15cm OF FLOATING DEBRIS ACCUMULATES ON SURFACE ABOVE STATIC WATER LEVEL.
- STRUCTURES SHOULD ALSO BE CLEANED IF A SPILL OR OTHER INCIDENT CAUSES A LARGER THAN NORMAL ACCUMULATION OF POLLUTANTS IN A STRUCTURE.
- MAINTENANCE IS BEST DONE WITH A VACUUM TRUCK.
- IF BIO-SKIRTS ARE BEING USED IN THE STRUCTURE TO ENHANCE HYDROCARBON CAPTURE AND/OR BACTERIA REMOVALS, THEY SHOULD BE CHECKED ON A MONTHLY BASIS, AND SERVICED OR REPLACED WHEN MORE THAN 2/3 OF THE BOOM IS SUBMERGED, INDICATING A NEARLY SATURATED STATE. ASSUMING A TYPICAL POLLUTANT-LOADING ENVIRONMENT EXISTS, BIO-SKIRTS SHOULD BE SERVICED* OR REPLACED ANNUALLY.
- IN THE CASE OF AN OIL SPILL, THE STRUCTURE SHOULD BE SERVICED AND BIO-SKIRTS REPLACED (IF ANY) IMMEDIATELY.
- ALL COLLECTED WASTES MUST BE HANDLED AND DISPOSED OF ACCORDING TO LOCAL ENVIRONMENTAL REQUIREMENTS.
- TO MAINTAIN THE SNOUT HOODS THEMSELVES, AN ANNUAL INSPECTION OF THE ANTI SIPHON VENT AND ACCESS HATCH ARE RECOMMENDED. A SIMPLE FLUSHING OF THE VENT, OR A GENTLE RODDING WITH A FLEXIBLE WIRE ARE ALL THAT'S TYPICALLY NEEDED TO MAINTAIN THE ANTI-SIPHON FUNCTION. OPENING AND CLOSING THE ACCESS HATCH ONCE A YEAR ENSURES A LIFETIME OF TROUBLE-FREE SERVICE.
- TO MAINTAIN TRASH SCREEN, HOSE OFF DEBRIS FROM SCREEN (IF ANY) PRIOR TO REMOVAL OF POLLUTANTS BY VACUUM TRUCK.

*TO EXTEND THE SERVICE LIFE OF A BIO-SKIRT, THE UNIT MAY BE "WRUNG OUT" TO REMOVE ACCUMULATED OILS AND WASHED IN AN INDUSTRIAL WASHING MACHINE IN WARM WATER. THE BIO-SKIRT MAY THEN BE RE-DEPLOYED AS LONG THE MATERIAL MAINTAINS IT'S STRUCTURAL INTEGRITY.

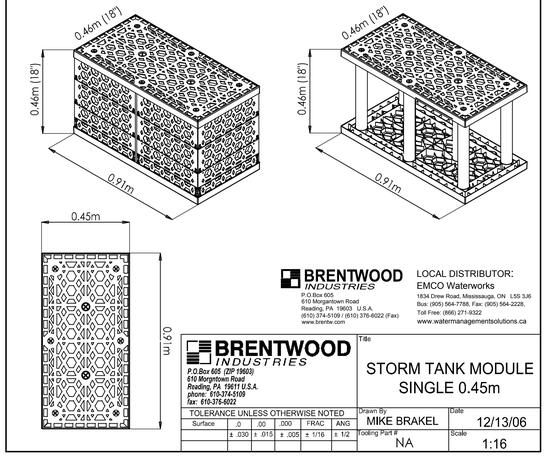
NOTES

1. CONTRACTOR IS REQUIRED TO REFER THE APPROVED VEGETATION MANAGEMENT PLAN WITH RESPECT TO THE INFORMATION FOR TREE REMOVAL / TREE PROTECTION.
2. CONTRACTOR TO INFORM CITY'S PWS INSPECTOR PRIOR OF ALL SERVICE DISCONNECTIONS. CITY'S INSPECTOR TO BE ON SITE DURING SERVICE DISCONNECTIONS.
3. EXISTING WATER SERVICE TO BE REMOVED AND AT MAIN. DISCONNECTED PIPE MUST BE CAPPED OR BULK HEADED.
4. LEAD TEE JOINTS DRAINED, SUPER FLUSHED AND CHLORINATED WITH POSSIBLE MAIN SHUT DOWN.
5. EXISTING SANITARY SERVICE TO BE REMOVED AND CAPPED AT PROPERTY LINE.
6. IF EXISTING SANITARY SERVICE PIPE CONSIST OF BITUMINOUS FIBER PIPE, THE FULL SERVICE TO BE REMOVED AND CAPPED AT THE MAIN.
7. EXISTING VEGETATION NOT TO BE REMOVED UNTIL A BUILDING PERMIT HAS BEEN ISSUED OR UNTIL CONTROL MEASURES HAVE BEEN INSTALLED AND ACCEPTED BY CITY LANDSCAPE TECHNOLOGIST.
8. EXISTING CONCRETE SIDEWALK TO REMAIN UNTIL ALL CONSTRUCTION WORKS HAVE FINISHED.
9. CONCRETE WORKS (CURB AND GUTTER, SIDEWALKS) OF PAVING WILL NOT BE PERMITTED AFTER NOVEMBER 30th OF EACH YEAR UNLESS SPECIFICALLY APPROVED IN WRITING BY THE DIRECTOR OF ENGINEERING SERVICES.
10. ALL MUNICIPAL DRAIN INLETS, ON SITE CB AND MH's (UPON COMPLETION OF SERVICING), OR ANY OTHER CB INLETS IN THE AREA OF THE SITE AND ON HAUL ROUTES MUST BE PROTECTED WITH FILTER FABRIC, OR EQUIVALENT BARRIERS MEETING CRITERIA, STANDARDS AND SPECIFICATIONS ACCEPTABLE BY THE ENGINEERING AND CONSTRUCTION DIVISION.
11. EROSION AND SEDIMENT CONTROL AND CONCEPTUAL WORKSPACE MANAGEMENT PLAN MUST BE REVIEWED JOINTLY BY THE CONSULTANT, CONTRACTOR, SUPERINTENDENT AND THE CITY STAFF PRIOR TO COMMENCEMENT OF CONSTRUCTION, AND REVISIONS TO THE PLANS RESUBMITTED TO THE ENGINEERING AND CONSTRUCTION DIVISION, AS NECESSARY.
12. NO CONSTRUCTION WORK TO BE UNDERTAKEN ON THE SUBJECT PROPERTY WITHOUT FINAL ENGINEERING ACCEPTANCE AND A BUILDING PERMIT ISSUED BY THE CITY.
13. ALL WORK TO BE DONE IN ACCORDANCE WITH STANDARDS AND SPECIFICATION OF THE REGION OF WATERLOO (DGSSMS), CITY OF WATERLOO AND OPSD EXCEPT WHICHEVER ARE MORE STRINGENT.
14. NEW CURBS AND SOD TO BE REINSTATED AS REQUIRED. ANY AREAS IN RIGHT OF WAY DISTURBED THROUGH CONSTRUCTION TO BE REPLACED AT THE DEVELOPERS COST.
15. EXISTING CONC. SIDEWALK TO BE REMOVED AND REPLACED AT NEW ENTRANCE AS PER CITY STANDARD DWG. W-230. NEW SIDEWALK TO BE REPLACED AT THE DEVELOPERS' COST.
16. ALL SERVICE CONNECTIONS TO THE PROPERTY LINE MUST BE INSTALLED TO THE CITY'S SATISFACTION PRIOR TO ANY INTERNAL SERVICING WORKS AS PER CITY BY-LAW.
17. CITY OF WATERLOO, ENGINEERING SERVICES DEPARTMENT MUST BE NOTIFIED OF ANY SIGNIFICANT CHANGES TO THE APPROVED DESIGN THAT MAY OCCUR DURING CONSTRUCTION.
18. CONTRACTOR IS RESPONSIBLE FOR RESTORING ALL AFFECTED PROPERTY TO ORIGINAL CONDITION, AT THE OWNER'S EXPENSE.
19. CONTRACTOR TO REFER TO BY-LAW 08-077 'THE CITY OF WATERLOO TRAFFIC AND PARKING BY-LAW'
20. CONTRACTOR TO REFER TO BY-LAW 10-066 'THE CITY OF WATERLOO SITE ALTERATION BY-LAW'.
21. CONTRACTOR TO REFER TO BY-LAW 09-111 'THE CITY OF WATERLOO WORK PERMIT BY-LAW'.
22. THE ENGINEERING ACCEPTANCE OF THIS PLAN DOES NOT EXEMPT THE OWNER'S BONDED CONTRACTOR FROM THE REQUIREMENTS TO OBTAIN THE VARIOUS PERMITS AND ADDITIONAL APPROVALS REQUIRED TO COMPLETE CONSTRUCTION PROJECT.
23. ALL SERVICE CONNECTIONS TO THE PROPERTY LINE MUST BE INSTALLED TO THE CITY'S SATISFACTION PRIOR TO ANY INTERNAL SERVICING WORKS AS PER CITY BY-LAW.
24. 24.WATER SYSTEMS 100mm Ø AND LARGER TO BE ISOLATED FROM THE MUNICIPAL WATER SUPPLY WITH THE CERTIFIED BACKFLOW PREVENTION DEVICE DURING CONSTRUCTION.
25. WATER SERVICE TESTING AND COMMISSIONING TO COMPLY WITH DGSSMS SECTION D.28 'COMMISSIONING'
26. #8 GAUGE TWU SOLID COPPER PLASTIC COATED TRACER WIRE TO BE ATTACHED TO EVERY NON-METALIC SERVICE TO INSIDE THE BUILDING AND ON FIRE SERVICE LEAD TO ENABLE THE PIPE TO BE LOCATED.
27. ANODES CONNECTED TO EACH METALLIC FITTINGS USING BRASS GROUNDING CLAMPS, SHALL NOT BE ATTACHED TO TRACER WIRES, AND TRACER WIRE SHALL NOT BE CONNECTED TO WATERMAIN FITTINGS.
28. ALL METALLIC WATERMAIN FITTINGS AND APPURTENANCES ARE TO BE WRAPPED WITH AN APPROVED PETROLATUM SYSTEM
29. ALL NEW MANHOLES MUST BE FITTED WITH SELF-ADJUSTING MANHOLE FRAMES AND COVERS FROM EAST JORDAN IRON WORKS (PRODUCT NO. 00302201) OR BIBBY-STE-CROIX (AUTOSTABLE C-50M-ONT).
30. ENGINEERING ACCEPTANCE OF THIS PLAN DOES NOT EXEMPT THE OWNERS BONDED CONTRACTOR FROM THE REQUIREMENT TO OBTAIN THE VARIOUS PERMITS AND ADDITIONAL APROVALS REQUIRED TO COMPLETE A CONSTRUCTION PROJECT



STORMTANK PLAN VIEW
SCALE 1:100

MODULE ORIENTATION
DETAIL: NTS



BRENTWOOD INDUSTRIES
P.O.Box 605
610 Morgantown Road
Reading, PA 19603 U.S.A.
(610) 374-5109 / (610) 376-6022 (Fax)
www.brentw.com

LOCAL DISTRIBUTOR:
EMCO Waterworks
1634 Drew Road, Mississauga, ON L5S 3J6
Bus: (905) 564-7788, Fax: (905) 564-2228,
Toll Free: (866) 271-9322
www.watermanagementsolutions.ca

BRENTWOOD INDUSTRIES
P.O.Box 605 (ZIP 19603)
610 Morgantown Road
Reading, PA 19611 U.S.A.
phone: 610-374-5109
fax: 610-376-6022

Title: STORM TANK MODULE SINGLE 0.45m

TOLERANCE UNLESS OTHERWISE NOTED							Drawn By	Date
Surface	.0	.00	.000	FRAC	ANG		MIKE BRAKEL	12/13/06
	± .030	± .015	± .005	± 1/16	± 1/2		Tooling Part # NA	Scale 1:16

BRENTWOOD INDUSTRIES
P.O.Box 605
610 Morgantown Road
Reading, PA 19603 U.S.A.
(610) 374-5109 / (610) 376-6022 (Fax)
www.brentw.com

LOCAL DISTRIBUTOR:
EMCO Waterworks
1634 Drew Road, Mississauga, ON L5S 3J6
Bus: (905) 564-7788, Fax: (905) 564-2228,
Toll Free: (866) 271-9322
www.watermanagementsolutions.ca

BEFORE STARTING WORK

1. ANY CONSTRUCTION WORK WITHIN THE TRAVELED PORTION OF A ROADWAY IS PROHIBITED UNTIL FORMAL WRITTEN AUTHORIZATION FROM THE CITY'S PWS TRANSPORTATION DIVISION IS OBTAINED. A TRAFFIC CONTROL PLAN (INCLUDING SIGNAGE CONSIDERATIONS) WILL REQUIRE APPROVAL BY PWS STAFF. MAKE APPLICABLE TRAFFIC CONTROL ARRANGEMENTS WITH HELGA BOWMAN AT (519-886-2310 EXT-30070)
2. PER CITY BY-LAW 10-006 NO WORK SHALL BE COMPLETED ON THE SUBJECT PROPERTY WITHOUT A BUILDING PERMIT, INCLUDING PRE-GRADING OR TREE REMOVAL. SHOULD THE DEVELOPER OR CONTRACTOR WISH TO PREPARE THE SITE FOR CONSTRUCTION PRIOR TO ENGINEERING ACCEPTANCE OR ISSUANCE OF THE BUILDING PERMIT, AN APPLICATION FOR A SITE ALTERATION PERMIT SHALL BE SUBMITTED TO THE ENGINEERING AND CONSTRUCTION DIVISION FOR REVIEW AND APPROVAL. PLEASE REFER TO CITY BY-LAW 10-006 FOR ALL REQUIREMENTS OF THE PERMIT.
3. CONTRACTOR MUST HAVE THE SEDIMENT AND EROSION CONTROLS IN PLACE AND INSPECTION BY CITY FORCES PRIOR TO ANY WORK COMPLETED ON SITE.
4. THE CONTRACTOR SHALL NOTIFY THE CITY OF WATERLOO AND ARCADIS AT LEAST 48 HOURS PRIOR TO COMMENCING CONSTRUCTION.
5. THE POSITION OF THE POLE LINES, CONDUITS, WATERMAINS, SEWERS, AND OTHER UTILITIES AND STRUCTURES ARE NOT NECESSARILY SHOWN ON THE CONTRACT DRAWINGS, AND WHERE SHOWN, THE ACCURACY OF THE POSITION OF SUCH UTILITIES AND STRUCTURES IS NOT GUARANTEED.
6. PRIOR TO THE COMMENCEMENT OF CONSTRUCTION, ALL BENCHMARKS, ELEVATIONS, DIMENSIONS, AND GRADES MUST BE CHECKED BY THE CONTRACTOR AND ANY DISCREPANCIES REPORTED TO THE ENGINEER.
7. ALL EXISTING UNDERGROUND UTILITIES WITHIN THE LIMITS OF CONSTRUCTION SHALL BE LOCATED, MARKED AND PROTECTED. ANY UTILITIES DAMAGED OR DISTURBED DURING CONSTRUCTION SHALL BE REPAIRED OR REPLACED TO THE SATISFACTION OF THE ENGINEER, AT THE CONTRACTOR'S EXPENSE.
8. ALL WORK WITHIN CITY RIGHT-OF-WAY TO BE DONE BY CITY FORCES OR APPROVED CONTRACTOR TO CITY/REGIONAL STANDARDS AT THE EXPENSE OF THE OWNER.
9. ALL MUDTRACKING/SEDIMENT LEAVING SITE IS THE RESPONSIBILITY OF THE CONTRACTOR AND SHALL BE CLEANED DAILY.
10. CONTRACTOR/OWNER IS RESPONSIBLE TO RESTORE ANY DOWNSTREAM STORMWATER DAMAGE CAUSED BY CONSTRUCTION AND/OR DISTURBED PROPERTY WITHIN THE MUNICIPAL RIGHT-OF-WAY TO REGION OF WATERLOO AND THE CITY OF WATERLOO STANDARDS.
11. PRIOR OF CONSTRUCTION OWNER OF THE SITE TO INSTALL A PROJECT SIGN CLEARLY VISIBLE TO THE PUBLIC INDICATING:
    a. THE NAME OF THE REGISTERED OWNER OR DEVELOPER;
    b. THE NAME OF THE CONSULTING ENGINEER
    c. THE NAME OF THE GENERAL CONTRACTOR
    A TELEPHONE CONTACT NUMBER FOR EACH OF THE ABOVE TO BE CLEARLY MARKED ON THE SIGN. AT LEAST ONE OF THE TELEPHONE NUMBERS TO BE DESIGNATED AS A 24 HOUR EMERGENCY CONTACT NUMBER, SIGN TO BE MAINTAINED IN GOOD ORDER UNTIL PROJECT IS COMPLETED
12. ALL HEALTH AND SAFETY RELATED SIGNAGE MUST BE POSTED AT THE SITE REQUIRED BY THE APPLICABLE LAW AND BEST MANAGEMENT PRACTICES.
13. CONTRACTOR TO ENSURE ALL CATCHBASINS ALONG ROADS BORDERING AND DOWNSTREAM OF CONSTRUCTION MUST BE PROTECTED WITH FILTER FABRIC;
14. EXISTING PROPERTY LINE MUST BE SURVEYED AND IDENTIFIED PRIOR TO CONSTRUCTION AND ALL FENCING MUST BE PLACED INSIDE THE PROPERTY LINE;
15. CONTRACTOR IS REQUIRED TO INSTALL FULL BOARD HOARDING BETWEEN CONSTRUCTION AND PUBLIC WALKWAYS WITHIN HIGH PEDESTRIAN TRAFFIC;
16. CONTRACTOR MUST NOTIFY ALL NEIGHBORING RESIDENCE PRIOR OF PROPOSED WORKS ON THE ROAD RIGHT-OF-WAY. CLEAR ACCESS TO ADJACENT PROPERTIES MUST BE MAINTAINED AT ALL TIMES;
17. CONTRACTOR TO PROVIDE LOCATION OF EMERGENCY ACCESS TO THE CITY FOR APPROVAL PRIOR OF CONSTRUCTION. EMERGENCY ENTRANCE TO HAVE CLEAR ACCESS AT ALL TIME FOR EMERGENCY.
18. GENERAL CONTRACTOR IS RESPONSIBLE TO SCHEDULE PRE-CONSTRUCTION MEETING WITH THE CITY OF WATERLOO ENGINEERING SERVICE REPRESENTATIVE AND ARCADIS PRIOR OF CONSTRUCTION.
19. THE DEVELOPER'S CONSULTING ENGINEER SHALL NOTIFY THE CITY'S ENGINEERING AND CONSTRUCTION PROJECT MANAGER AT LEAST ONE WEEK IN ADVANCE OF ALL PRE-CONSTRUCTION AND SITE MEETINGS. CONSTRUCTION CANNOT PROCEED UNTIL A PRE-CONSTRUCTION MEETING INCLUDING THE DEVELOPER'S REPRESENTATIVE, THE CONTRACTOR AND ENGINEERING AND CONSTRUCTION STAFF HAS BEEN HELD.
20. TRAFFIC PLAN BASED ON ONTARIO TRAFFIC MANUAL (OTM) BOOK 7 IS REQUIRED AND MUST BE APPROVED BY THE CITY OF WATERLOO. CONTRACTOR TO PROVIDE THE TRAFFIC PLAN TO THE CITY PRIOR OF CONSTRUCTION. COPY OF TRAFFIC PLAN TO BE ON THE SITE AT ALL TIMES.
21. TRAFFIC CONTROL PLAN MUST BE BASED ON ONTARIO TRAFFIC MANUAL (OTM) BOOK 7.
22. CONTRACTOR TO INFORM PUBLIC WORKS SERVICES STAFF OF ALL DISCONNECTIONS. PWS STAFF TO COMPLETE AN INSPECTION DURING EXISTING SERVICE DISCONNECTIONS.
23. REPLACEMENT OF FULL SIDEWALK FRONTING PROPERTY IS REQUIRED AT A COST TO THE DEVELOPER.

SITE ALTERATION BY-LAW NOTE:
PER THE CITY'S SITE ALTERNATION BY-LAW 2010-066 NO FILLING, PRE-GRADING OR TREE REMOVAL SHALL OCCUR, IN ADVANCE OF FINAL SITE PLAN ENGINEERING ACCEPTANCE, WITHOUT A PERMIT. SHOULD THE DEVELOPER OR CONTRACTOR WISH TO PREPARE THE SITE FOR CONSTRUCTION PRIOR TO ENGINEERING ACCEPTANCE, AN APPLICATION FOR THE SITE ALTERATION PERMIT MUST BE SUBMITTED TO THE ENGINEERING AND CONSTRUCTION DIVISION FOR REVIEW AND ACCEPTANCE.

IBI SITE INSPECTION NOTES

1. IBI SITE INSPECTOR MUST BE ON SITE AT THE TIME PROPOSED SERVICES ARE BEING INSTALLED;
2. IBI SITE INSPECTOR MUST BE ON SITE DURING WATERMAIN TESTING, COMMISSIONING AND FINAL CONNECTION;
3. IBI SITE INSPECTOR MUST BE ON SITE DURING GRADING WITH RESPECT TO STORMWATER MANAGEMENT STORAGE VOLUME TO BE ABLE TO COLLECT AS-BUILT DETAILS;
4. CONTRACTOR IS RESPONSIBLE TO CALL IBI INSPECTOR MINIMUM 24 HOURS PRIOR OF WORK NOTED ABOVE;

NOTES

- CONTRACTOR IS REQUIRED TO REFER THE APPROVED VEGETATION MANAGEMENT PLAN WITH RESPECT TO THE INFORMATION FOR TREE REMOVAL / TREE PROTECTION.
- CONTRACTOR TO INFORM CITY'S PWS INSPECTOR PRIOR OF ALL SERVICE DISCONNECTIONS. CITY'S INSPECTOR TO BE ON SITE DURING SERVICE DISCONNECTIONS.
- IF EXISTING SANITARY SERVICE PIPE CONSIST OF BITUMINOUS FIBER PIPE, THE FULL SERVICE TO BE REMOVED AND CAPPED AT THE MAIN.
- EXISTING VEGETATION NOT TO BE REMOVED UNTIL A BUILDING PERMIT HAS BEEN ISSUED OR UNTIL CONTROL MEASURES HAVE BEEN INSTALLED AND ACCEPTED BY CITY LANDSCAPE TECHNOLOGIST.
- EXISTING CONCRETE SIDEWALK TO REMAIN UNTIL ALL CONSTRUCTION WORKS HAVE FINISHED.

NOTES:

1. ARCADIS IBI GROUP TO NOTIFY THE CITY'S ENGINEERING AND CONSTRUCTION PROJECT MANAGER AT LEAST ONE WEEK IN ADVANCE OF ALL PRE-CONSTRUCTION AND SITE MEETINGS. CONSTRUCTION CANNOT PROCEED UNTIL A PRE-CONSTRUCTION MEETING INCLUDING THE DEVELOPER''S REPRESENTATIVE, THE CONTRACTOR, ENGINEERING, AND TRAFFIC STAFF HAS BEEN HELD.
2. DEVELOPER / GENERAL CONTRACTOR TO ENSURE STREET SWEEPING AND DUST CONTROL TO BE CONDUCTED DAILY.
3. DEVELOPER / GENERAL CONTRACTOR TO PREPARE TRAFFIC PLAN. TRAFFIC PLAN BASED ON ONTARIO TRAFFIC MANUAL (OTM) BOOK 7 IS REQUIRED AND MUST BE APPROVED BY CITY'S PUBLIC WORKS SERVICE DEPARTMENT AND A COPY IS TO BE ON SITE AT ALL TIMES.
4. DEVELOPER / GENERAL CONTRACTOR TO INSTAL SIGNAGE ON THE SITE. SIGNAGE MUST BE PROVIDED FOR THE SITE IDENTIFYING THE OWNER, CONSULTANT AND ENGINEER COMPLETE WITH 24 HOUR CONTACT INFORMATION

EROSION CONTROL NOTES

1. NO ALTERNATIVE METHODS OF EROSION CONTROL PROTECTION SHALL BE PERMITTED UNLESS APPROVED BY IBI GROUP AND THE CITY OF WATERLOO'S INTEGRATED PLANNING AND PUBLIC WORKS - ENGINEERING SERVICES.
2. SILT FENCING TO BE PER OPSD 219.110 AND REQUIRED TO BE INSTALLED AROUND FULL CONSTRUCTION AREA.
3. ADDITIONAL EROSION AND SEDIMENT CONTROL MEASURES MUST BE PUT INTO PLACE AT THE CITY'S REQUEST.
4. STOCKPILE LOCATIONS TO BE MINIMUM 2.50m FROM PROPERTY LINE. ADDITIONAL EROSION CONTROL MEASURES MAY BE REQUIRED AS SITE DEVELOPMENT PROGRESSES.
5. CONTRACTOR TO PROVIDE ALL ADDITIONAL EROSION CONTROL FEATURES TO PREVENT SEDIMENT FROM LEAVING THE SITE.
6. SILT FENCING TO BE REMOVED WHEN AC